

ISC HIGH PERFORMANCE 2025 | JUNE 10 - 13, 2025

ISC 2025 POST-EVENT STATISTICS AT A GLANCE



CONNECTING THE DOTS ↘

CONFERENCE AND EXHIBITION
TUESDAY, JUNE 10 - THURSDAY, JUNE 12

TUTORIALS AND WORKSHOPS
FRIDAY, JUNE 13

CONGRESS CENTER HAMBURG, GERMANY

EVENT FORMAT

In-person with online elements including videos of selected sessions on demand. Online elements will remain available on the platform for registered attendees.

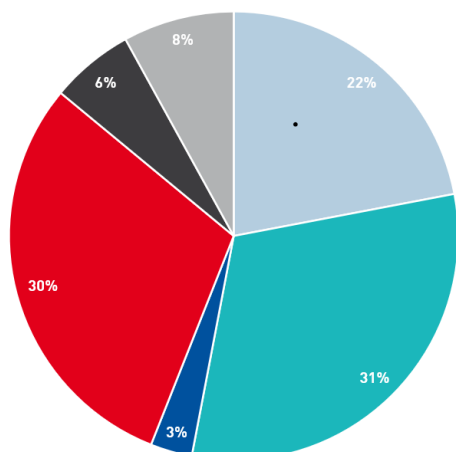
KEY ATTENDANCE NUMBERS

- **3,585** attendees onsite
- **62%** industry pass + **31%** academia pass + **7%** student pass*
- **60%** with purchasing authority = 31% direct influence + 29% indirect influence*
- **52%** attend ISC only (no other HPC related exhibitions)**

PRIMARY HPC SECTORS OF ATTENDEES' ORGANIZATIONS*

Academic and research institutions	41%	Weather and climate	1%
Vendors of hardware and software services	32%	Aeronautics	1%
Electronic engineering	4%	Commercial life sciences, biotech & pharma	0.5 %
Manufacturing	5%	Defense and security	1%
Automotive	2%	Retail	0.3%
Government	3%	Chemical engineering	0.4%
Media and market research	2%	Financial services and economic analytics	0.2%
Energy and commercial geosciences	1%	Entertainment	0.1%
		Other	5%

ATTENDEES' CAREER LEVEL AND AREAS OF WORK*



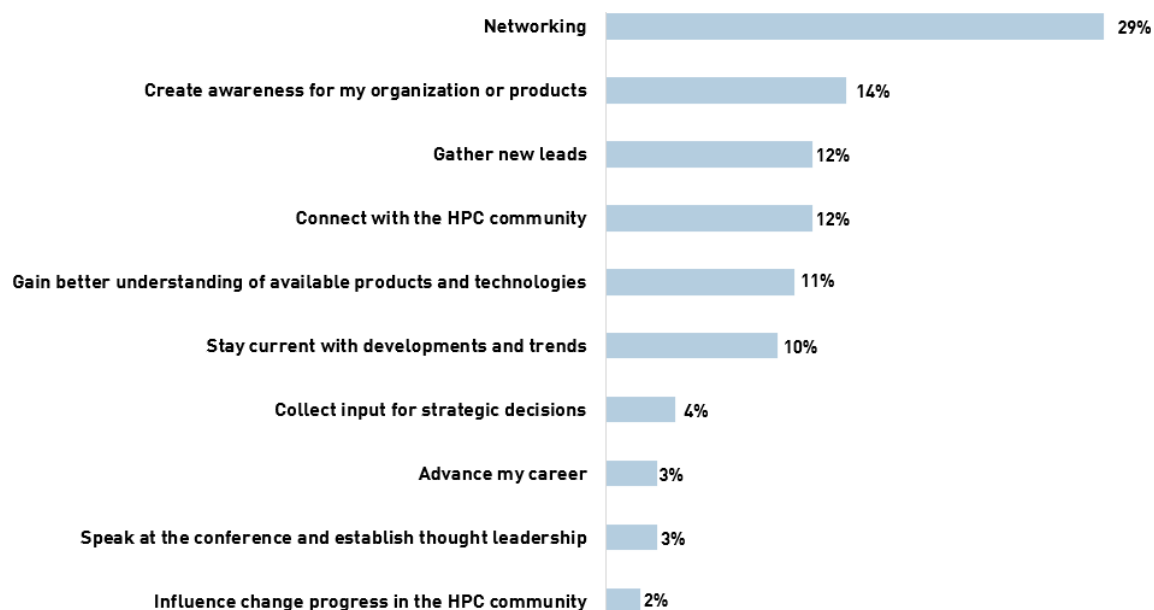
■ Top Management
 ■ Middle Management
 ■ Entry Level
■ Non-Managerial Staff
 ■ Student
 ■ Other

Research and development	24 %
Sales and marketing	21 %
Architect of IT solutions	15 %
Other	8 %
Application programming	8 %
Consulting and professional services	8 %
User of HPC and AI Applications	4 %
System administration	6 %
Education and training	5 %
Procurement	1 %

GEOGRAPHICAL DISTRIBUTION (count)*

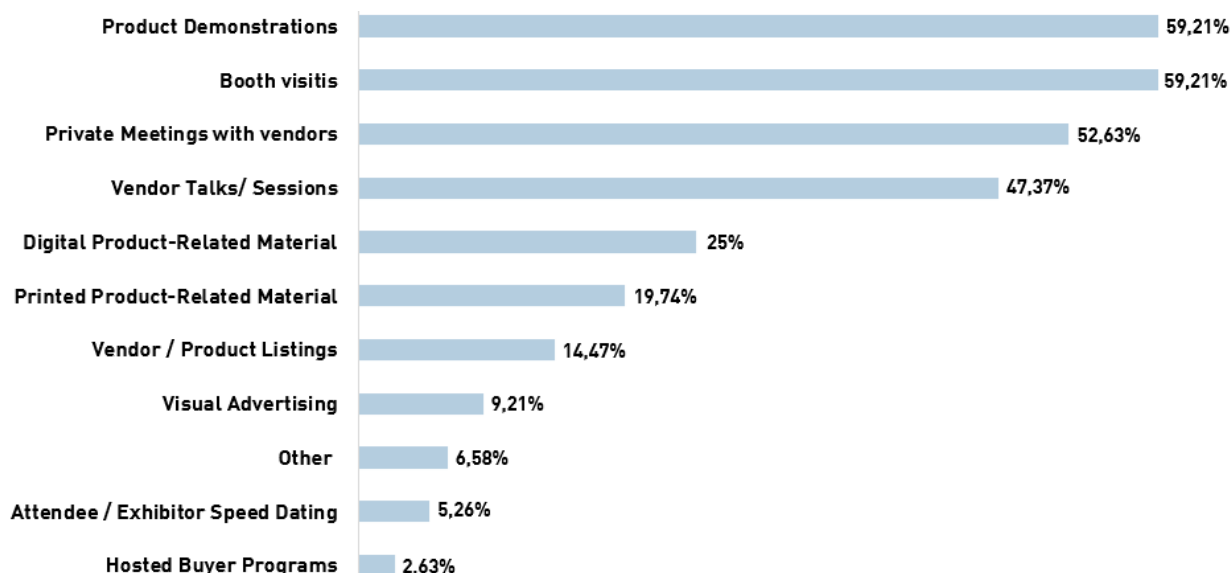
Germany	1060	Singapore	26	Romania	5
USA	484	Belgium	26	Indonesia	5
UK	372	Luxembourg	24	Bulgaria	4
France	184	Austria	24	Latvia	3
Japan	156	Ireland	21	Estonia	3
China	128	Denmark	16	Iceland	3
Netherlands	127	Norway	15	New Zealand	2
Italy	102	Australia	14	Antarctica	2
Spain	94	Greece	14	Egypt	2
Switzerland	72	Portugal	13	Morocco	2
Poland	70	Saudi Arabia	13	Kazakhstan	2
South Korea	57	UAE	13	Slovakia	2
Taiwan	56	South Africa	12	Malaysia	2
Sweden	46	Slovenia	10	Thailand	1
Finland	42	Lithuania	9	Serbia	1
Canada	42	Brazil	8	Albania	1
Israel	34	Turkey	7	Not specified	78
Czech Republic	32	Hungary	7		
India	29	Croatia	6		

REASONS FOR ATTENDING (multiple choice)*

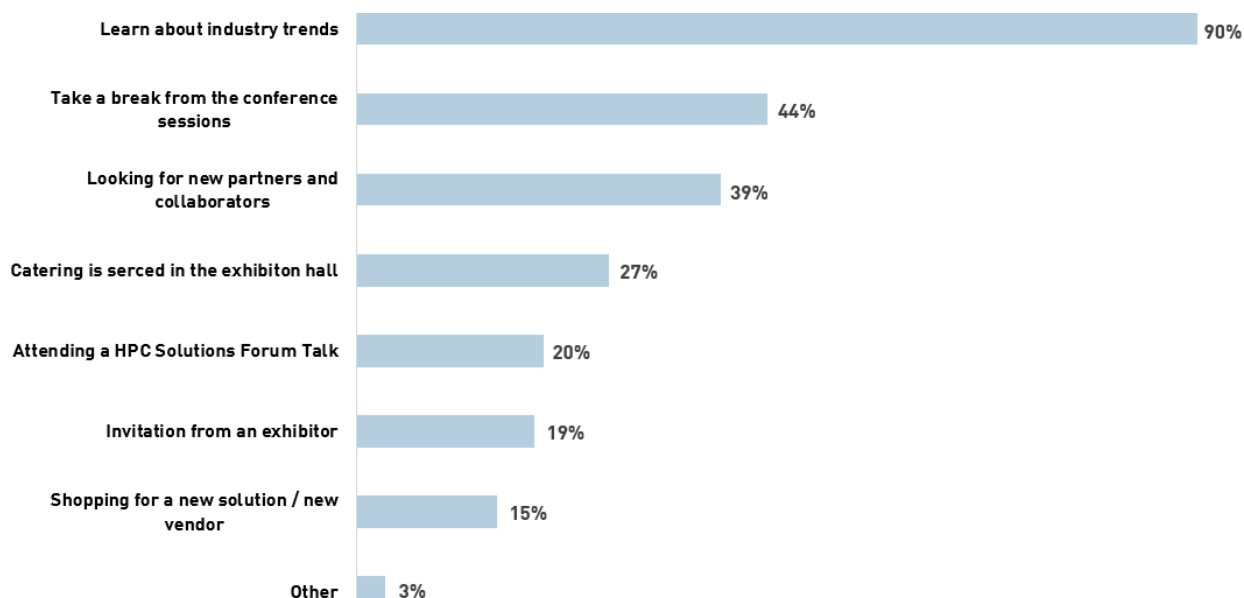




RESOURCES FOR PURCHASING DECISIONS (multiple choice)**



MOTIVATION TO VISIT THE EXHIBITION (multiple choice)**



EXHIBITION TRAFFIC**

97% of all surveyed ISC attendees visited the exhibition.

45% visited six booths or more, **30%** even more than 15 booths.

PRODUCTS AND SERVICES OF INTEREST (multiple choice)*

GPUs	9 %
Machine Learning / AI	8 %
Cloud Services	6 %
Application Development and Support	5 %
Data Center Infrastructure Solutions	8 %
CPUs	6 %
Data Storage	5 %
Cluster / Resource Management Tools	5 %
Application-specific Accelerators	3 %
Provider of HPC Resources and Services	3 %
Quantum Computing - Hardware and Technologies	4 %
Systems and Servers	4 %
Cooling Solutions	4 %
Containers / Virtual Machines	9 %
Data Management and Analytics	3 %
Networks / Interconnects	3 %
File Systems	3 %
Quantum Computing - Software and Services	3 %
Software Development Tools and Libraries	3 %
Education and Training	2 %
Container - Software and Tools	3 %
Research Support and Services	2 %
Consulting Services	1 %
FPGAs	2 %
Memory Technologies	1 %
System Software Development and Support	2 %
Media / Market Research	1 %
System Integration Services	1 %
Virtualization	1 %
Visualization	1 %

KEY EXHIBITION NUMBERS

[194 exhibitors](#) in total

- **184** at the show floor (+ 10 online) from **31** countries
- **44** new exhibitors (never exhibited at ISC before)
- **2415 m²** of aisle carpet were saved - reducing waste and emissions

5 Media

138 Industry

51 Research

EXHIBITOR CATEGORIES COUNT (multiple products/services per organization)*

Data Center Infra Solutions	74	Education and Training	22
Machine Learning /AI	71	Cluster / Research Mana Tools	20
System Software Dev./ Support	49	Consulting Services	19
Systems and Servers	42	CPU	18
Provider of HPC Res. & Services	41	System Integration Services	17
Data Storage	41	Software Dev. Tools and Libraries	13
Cloud Services	38	Networks / Interconnects	13
Cooling Solutions	33	File Systems	11
Data Management and Analytics	32	Visualization	9
Applications Dev./Support	32	FPGAs	9
GPUs	32	Application-specific Accelerators	8
QC – Hardware and Tech.	27	Virtualization	7
QC – Software & Services	26	Memory Technologies	6
Research Support & Services	24	Media / Market Research	5
		Container –Software and Tools	4

MEDIA PRESENCE

45 journalists and analysts

9 media sponsors: [ADMIN Network & Security](#), [HPCwire](#), [AIWire](#), [insideHPC](#), [Linux Magazine](#), [Scientific Computing World](#), [The Next Platform](#), [The Register](#)

SOCIAL MEDIA

[ISC LinkedIn page](#)

Hashtags: #ConnectingtheDots
#ISC25 #ISChpc #ISC25_SCC

PHOTO AND VIDEO

[ISC 2025 Photo Collection](#)

[ISC 2025 Summary Video](#)

* Information is based on voluntary feedback during registration. Source: ISC 2025 registration data

** Source: ISC 2025 attendee survey