

# Submitting Your Panel Slides

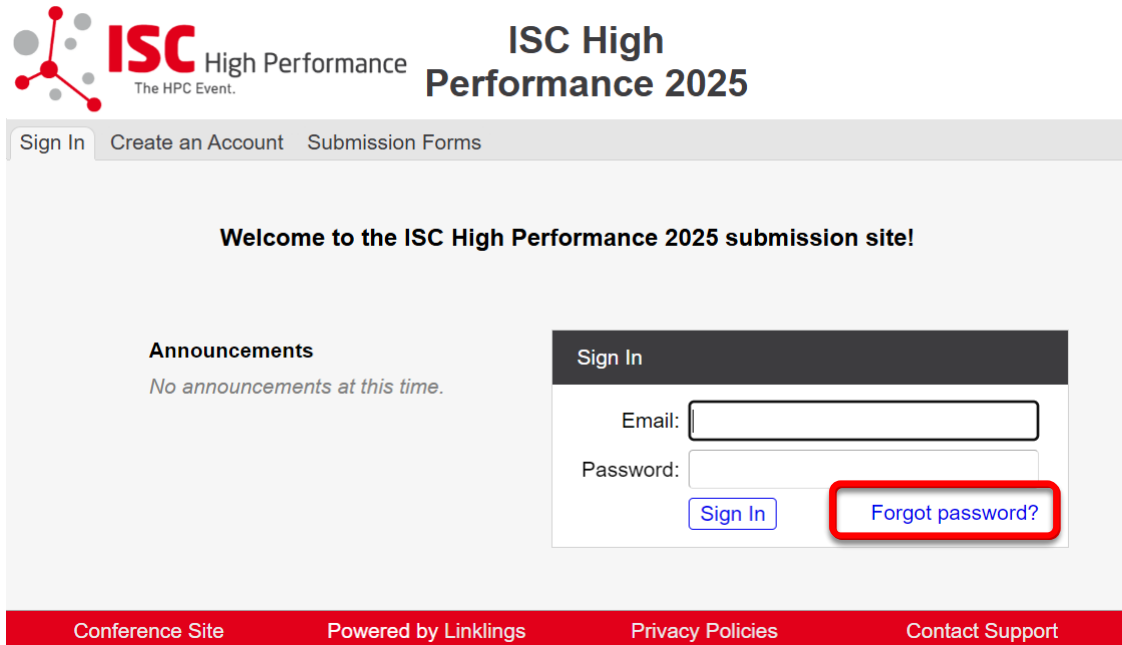
January 2025

[tanja.gruenter@isc-events.com](mailto:tanja.gruenter@isc-events.com)

---

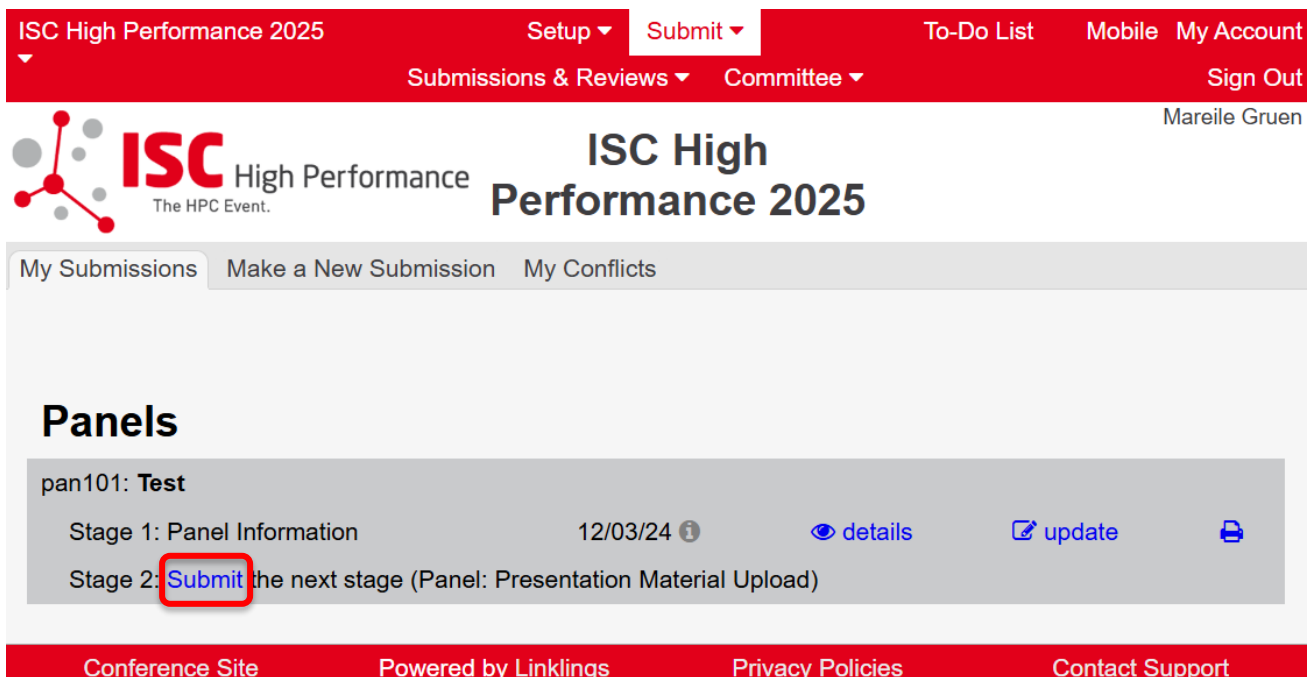
**STEP 1:** Follow the [link](#) to the Linklings login page.

**STEP 2:** Enter your account information and log in. If you forgot your password, please use the “Forgot password?” function.



The screenshot shows the login page for the ISC High Performance 2025 submission site. At the top left is the ISC logo. The main heading is "ISC High Performance 2025". Below the heading are navigation links: "Sign In", "Create an Account", and "Submission Forms". A central message reads "Welcome to the ISC High Performance 2025 submission site!". Under "Announcements", it states "No announcements at this time.". A "Sign In" form is present with fields for "Email:" and "Password:". A "Sign In" button is next to the password field, and a "Forgot password?" button is highlighted with a red box. At the bottom, a red footer contains links for "Conference Site", "Powered by Linklings", "Privacy Policies", and "Contact Support".

**STEP 3:** After logging in, the “My submissions” page will open. Click on “Submit” next to “Stage 2” in the Panel section.



The screenshot shows the "My Submissions" page. At the top, a red navigation bar contains "ISC High Performance 2025", "Setup", "Submit", "To-Do List", "Mobile", "My Account", "Submissions & Reviews", "Committee", and "Sign Out". The user name "Mareile Gruen" is displayed. Below the navigation bar is the ISC logo and the heading "ISC High Performance 2025". A secondary navigation bar includes "My Submissions", "Make a New Submission", and "My Conflicts". The main section is titled "Panels" and shows a panel entry for "pan101: Test". Under "Stage 1: Panel Information", the date is "12/03/24" with an info icon, and there are links for "details", "update", and a print icon. Under "Stage 2", a "Submit" button is highlighted with a red box, followed by the text "the next stage (Panel: Presentation Material Upload)". A red footer at the bottom contains links for "Conference Site", "Powered by Linklings", "Privacy Policies", and "Contact Support".

**STEP 4:** Read the instructions carefully and upload your Panel slides. Once you are ready to submit your information, **click “Submit”**. **Please make your submission by June 6, 2025.**



## ISC High Performance 2025

Mareile Gruen

My Submissions   Make a New Submission   My Conflicts

### Panel Presentation Material Upload Form

*following stage 1 of pan101*

**▲** Required fields are shown in red, with an asterisk (\*).

Please upload your final presentation material (one file that includes all panelists slides) **until June 6, 2025.**

All materials submitted will be available to registered conference participants only within our ISC event platform and NOT publicly accessible.

For any questions, please send an email to [tanja.gruenter@isc-events.com](mailto:tanja.gruenter@isc-events.com).

Your presentation has to be in 16:9 and should be saved in PowerPoint 2019 (or lower) or PDF.

The [ISC Group title slide](#) should be included at the start of your presentation and cover the slide fully.

Most modern video formats are supported, for example all standards (\*.wmv, \*.mpg, \*.avi), that can be played from standard MS Windows 10 installed computers with Windows Media Player. Additionally, MOV, DivX, MPEG-4 und H.264 video formats can be played, too. If you have embedded videos in your presentation, please ensure you have all of your linked file folders on your USB. Macintosh users are requested to bring a converted version of their presentation.

#### Technical Equipment

The conference rooms include a projector, a screen, microphones, a presentation computer (with MS Office, LibreOffice, Adobe Acrobat Reader, Firefox), Wi-Fi and wired Internet access.

**For technical and efficiency reasons, we kindly ask you to use the presentation computer provided in the room.**

If you need to present from your own laptop and/or have any special technical requirements for your presentation, please let us know by Monday, May 12, 2025 at the latest. Macintosh users are asked to bring their own HDMI adapters.


## Presentation Slides Upload

Please upload your final presentation slides (max. file size 300 MB) for your Panel presentation. This file will be shared with the technician on-site. When you arrive for your presentation, your slides will be ready and prepared for you.

**Please note** that we cannot guarantee the correct display of company-specific fonts that may not be installed on the presentation device. To make sure your slides look their best, please use standard fonts like Arial or Times New Roman. Or, you can upload a PDF version of your PowerPoint.

### Presentation Slides Upload\*

Keine ausgewählt

*Warning: submitting this file near the deadline may require you to calculate an MD5 checksum.* 

## Publication of Panel slides on the ISC Event Platform

If you consent, your presentation slides will be provided to ISC 2025 attendees via the digital ISC event platform (Swapcard). The slides will be available to registered conference participants only and will NOT be publicly accessible.

I agree to the publication of the presentation slides within the ISC event platform.\*  yes  no

## Conditions governing content submitted to Prometheus GmbH in connection with ISC 2025

Please read our [submitter/speaker conditions](#) carefully.

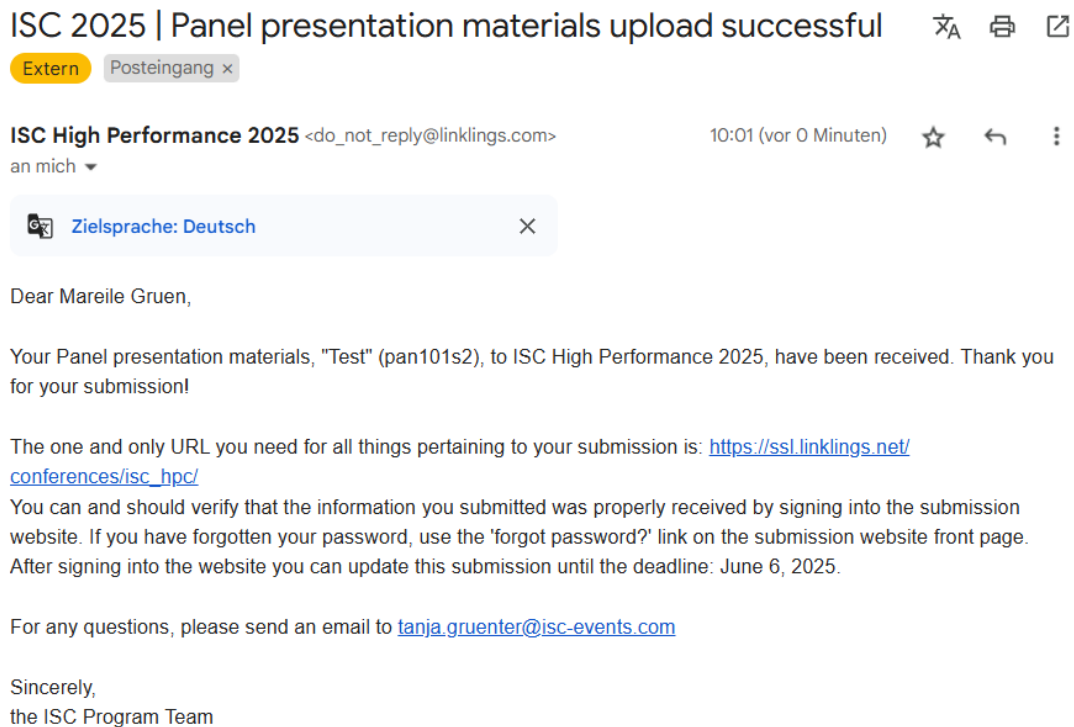
I understand and agree with these submitter/speaker conditions.\*  yes

### Important Notes

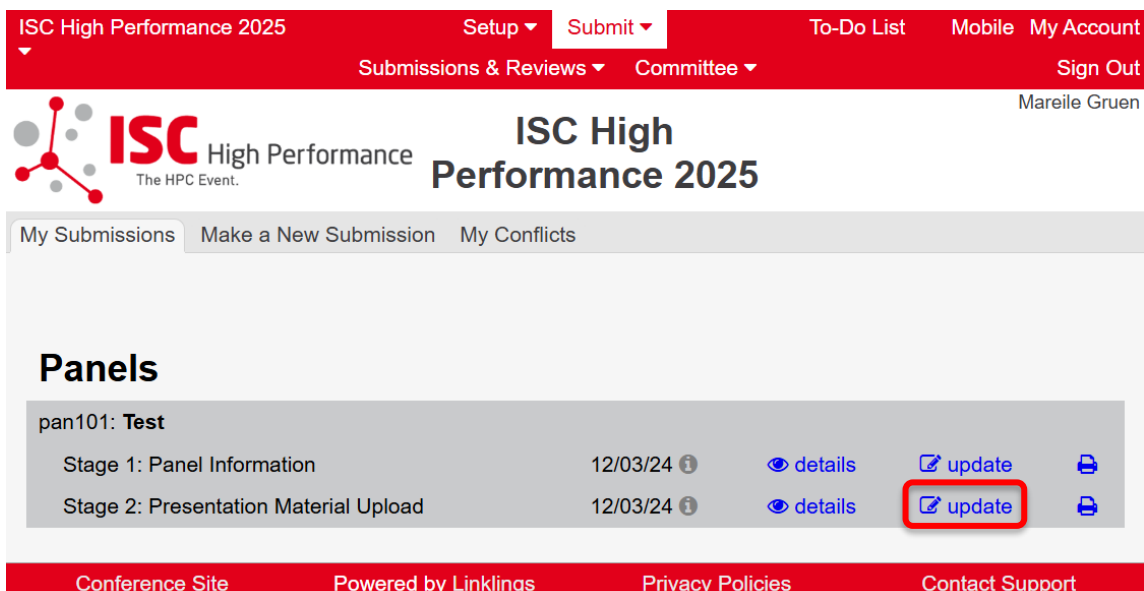
- When you submit the form, wait to see if any errors are reported. If errors are not fixed, it will not be counted as submitted.
- A confirmation email will be sent to you when this submission has been received; keep this email as a receipt. If you do not get this email, it is likely that your submission has not been received. Verify that you can see it on your "My Submissions" page, and if not, resubmit. It is your responsibility to confirm that the submission has been received.
- You can update this submission until submissions close.

Found 3 errors. [Click to see first one.](#)

**STEP 5:** After submitting your video, you will receive a confirmation email.



**STEP 6:** In the Linklings portal, you will be forwarded to the “My submissions” page after submitting your Panel slides. You can update your submission by clicking “update” next to the respective submission.



**STEP 7:** After updating your submission, don't forget to click “Submit” to submit the updated materials.